

TSCOnline 2023 Sales Summit

Mobile App Exercise

Instructions:

This exercise will provide a brief overview of key functionalities available to you and your customers when using the new TSCOnline mobile app. Please read each step carefully and ask for assistance if you get stuck.

Step 1

If you have your TSCOnline app downloaded you may skip to step 2. If you do not have the TSCOnline app downloaded onto your phone already, please scan the QR Code located to the right with your cell phone camera and install the application from the Apple/Google Play store as required for the completion of this exercise.

Step 2

Open your TSCOnline Mobile application and login with the credentials that have been provided for the purpose of this exercise today. *(If you are having trouble, raise your hand and a member of our team will come over to assist).*

Step 3

Once logged in, navigate to the quick order scanner and use the barcoded list of items located on the back of this instruction page to scan 3 items into your Quick Order Contents, each with a quantity of 2.

Step 4

Now that you have completed step 3, create a new list using the three dots located in the upper right hand corner of your screen and save the list as your first and last name. *(example: my list of 3 items would be saved as "Cody Jenkins").*

Step 5

Navigate to your newly created list and use the "Add List to Cart" button to add the contents of your list to your shopping cart.

Step 6

Next, navigate to your shopping cart and change your shipping method from pickup to ship.

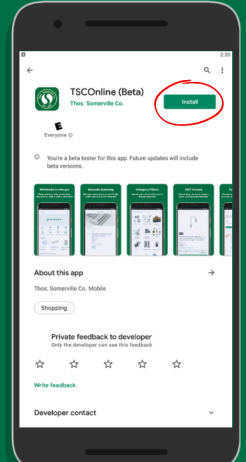

Step 7

Once you have completed step 6, tap the checkout button, set your requested pick up date for "07/27/2023", set your PO as your first and last name, and submit your order to complete this exercise.

Once you have completed this exercise, please feel free to use your time to ask any additional questions you might have of the eCommerce team or take the remaining time as a break before your next group session. Thank you for your participation today.



Scan QR Code With Cell Phone Camera







Sign-up Note:

To complete today's exercise, you have been given a set of test credentials. However, if you have yet to set up your TSCOnline account to access your customers, please leave your name and email address on the paper at the front before you leave and we will create your account and follow up with your account confirmation by the end of the day.

- eCommerce Team



Thos. Somerville Co.
Distributors of Plumbing, Heating & Air Conditioning Supplies

TSCO #	Manufacture	Description	Barcode	Image Name	Image
007142	Viega	COUPLING PIPE 3/4IN PRS CS IMPORT	 0 0 7 1 4 2	MegaPressG_22009	
007139	Viega	COUPLING PIPE 1/2IN PRS CS IMPORT	 0 0 7 1 3 9	MegaPressG_22009	
007164	Viega	COUPLING PIPE 1IN PRS CS IMPORT	 0 0 7 1 6 4	MegaPressG_22009	
007621	Viega	COUPLING PIPE 1/2IN PRS CS IMPORT	 0 0 7 6 2 1	MegaPressG_25031	
007625	Viega	COUPLING PIPE 3/4IN PRS CS IMPORT	 0 0 7 6 2 5	MegaPressG_25031	
007631	Viega	COUPLING PIPE 1IN PRS CS IMPORT	 0 0 7 6 3 1	MegaPressG_25031	
007206	Viega	Pipe Adapter, 1/2 in, Press x MNPT	 0 0 7 2 0 6	MegaPressG_25101	
007208	Viega	ADAPTER PIPE 3/4IN PRS X MNPT CS IMPORT	 0 0 7 2 0 8	MegaPressG_25101	
007209	Viega	ADAPTER PIPE 1IN PRS X MNPT CS IMPORT	 0 0 7 2 0 9	MegaPressG_25101	
007215	Viega	ADAPTER PIPE 1/2IN PRS X FNPT CS IMPORT	 0 0 7 2 1 5	MegaPressG_25131	